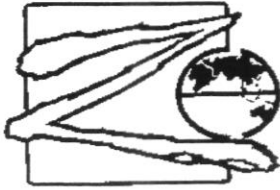


Candidate Name: \_\_\_\_\_ Index No: \_\_\_\_\_ Class: \_\_\_\_\_



**ZHENGHUA SECONDARY SCHOOL  
PRELIMINARY EXAMINATION 2023  
SECONDARY FOUR EXPRESS  
PHYSICS**

6091/01

Paper 1 Multiple Choice

29 August 2023

1 hour

Additional Materials: Multiple Choice Answer Sheet

*Zhenghua Secondary School Zhenghua Secondary School Zhenghua Secondary School Zhenghua Secondary School  
Zhenghua Secondary School Zhenghua Secondary School Zhenghua Secondary School Zhenghua Secondary School  
Zhenghua Secondary School Zhenghua Secondary School Zhenghua Secondary School Zhenghua Secondary School  
Zhenghua Secondary School Zhenghua Secondary School Zhenghua Secondary School Zhenghua Secondary School  
Zhenghua Secondary School Zhenghua Secondary School Zhenghua Secondary School Zhenghua Secondary School*

**READ THESE INSTRUCTIONS FIRST**

Write in soft pencil.

Do not use staples, paper clips, glue or correction fluid.

Write your name, index number and class on the Answer Sheet in the spaces provided unless this has been done for you.

There are **forty** questions on this paper. Answer **all** questions. For each question there are four possible answers **A, B, C** and **D**.Choose the one you consider correct and record your choice in **soft pencil** on the separate Answer Sheet.**Read the instructions on the Answer Sheet very carefully.**

Each correct answer will score one mark. A mark will not be deducted for a wrong answer.

Any rough working should be done in this booklet.

The use of an approved scientific calculator is expected, where appropriate.

The total score for this paper is 40 marks.

Name of Setter: Mr. Derek Lim

This document consists of **17** printed pages including this cover page.**[Turn over**

- 1 Fig. 1.1 show the readings for the measurement of the internal diameter of a metal pipe and Fig.1.2 shows the measurement of the external diameter of a metal pipe.

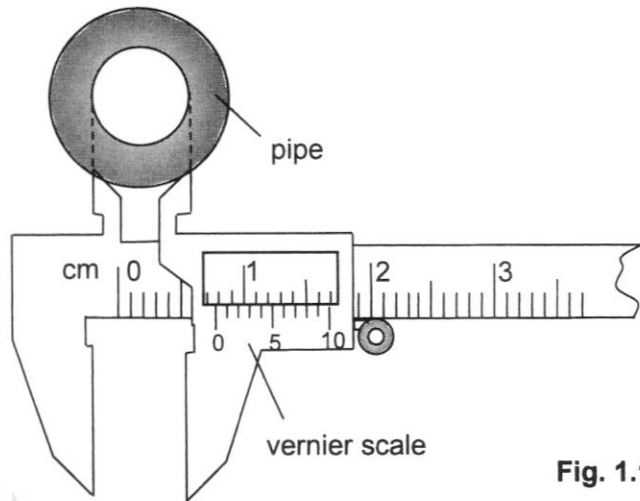


Fig. 1.1

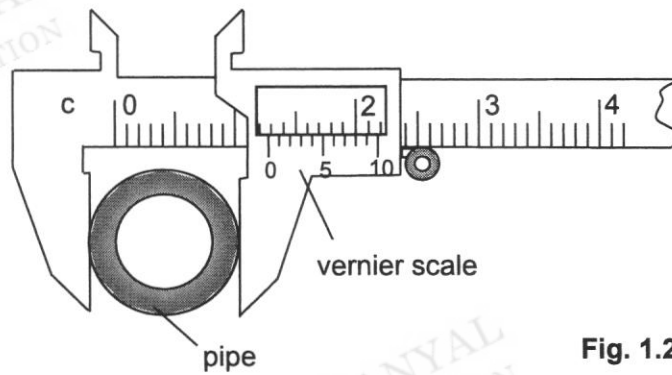


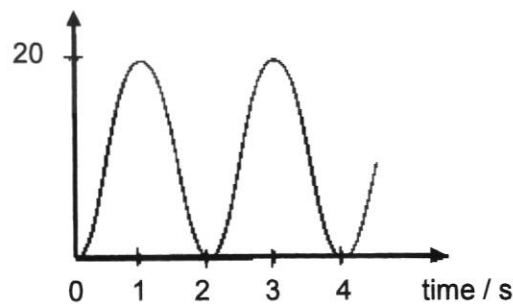
Fig. 1.2

What is the thickness of the pipe?

- A** 0.25 cm                      **B** 0.39 cm  
**C** 0.50 cm                      **D** 0.64 cm

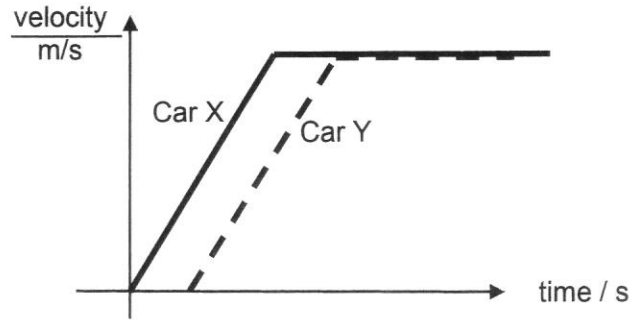
- 2 A pendulum bob is pulled to one side and released. The motion during its swing is shown in the diagram below. What is the period of the pendulum?

distance from point of release / cm

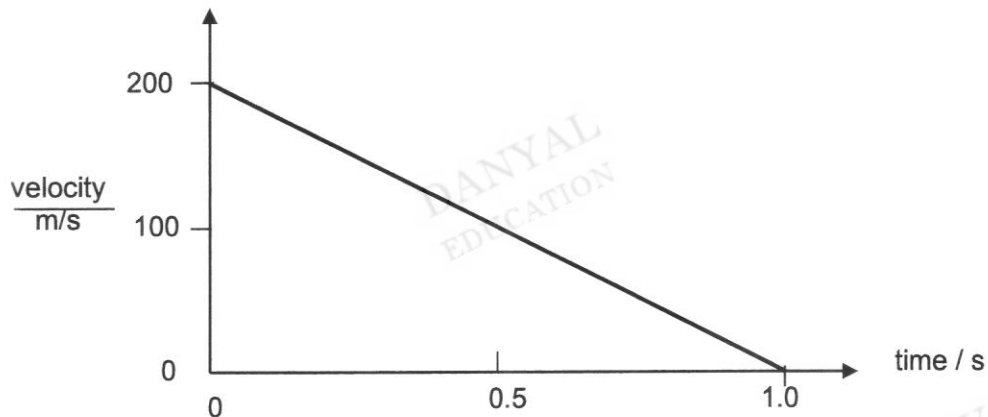


- A** 1.0 s                              **B** 2.0 s  
**C** 3.0 s                              **D** 4.0 s

- 3 The diagram shows the velocity of two cars Car X and Car Y over a period of time. From the information given, which statement is **correct**?



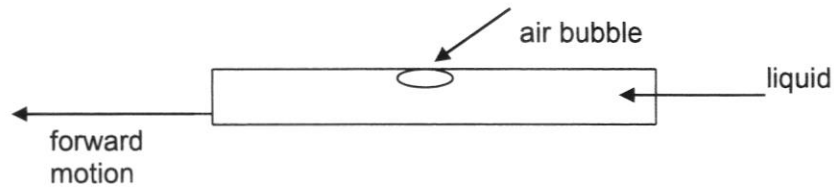
- A Car X accelerates faster than car Y.  
 B Car X travels the same distance as car Y within the same given time.  
 C Car X accelerated at the same rate as car Y.  
 D Car X and Car Y always travel at constant velocity.
- 4 The diagram shows how the speed of a bullet varied as it penetrated a layer of concrete.



Given that the mass of the bullet is 300 g, determine the values for the deceleration and the corresponding force acting on the bullet.

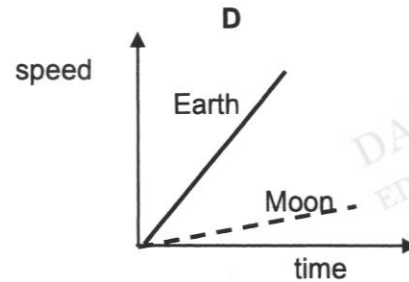
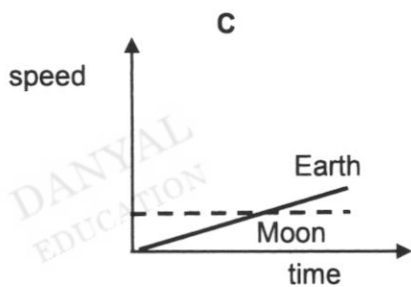
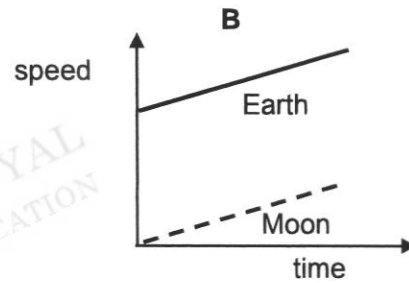
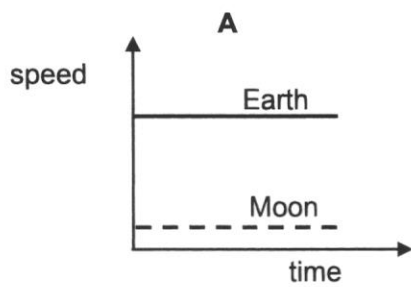
	deceleration ( $\text{m/s}^2$ )	force (N)
A	100	60
B	200	60
C	100	60 000
D	200	60 000

- 5 A spirit level is made of a sealed glass bulb with a small air bubble floating on the liquid inside.

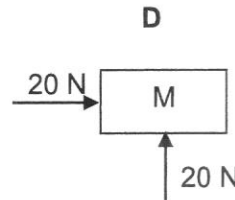
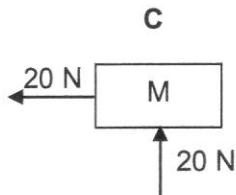
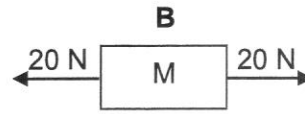
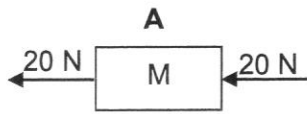


What would be the motion of the air bubble if the spirit level was stopped suddenly?

- A The air bubble will move forward.  
 B The air bubble will remain at the original position.  
 C The air bubble will move backwards.  
 D The motion of air bubble cannot be determined because the total mass of the liquid is unknown.
- 6 When a rock is dropped on Earth, it accelerates at about  $10 \text{ m/s}^2$ . When a rock is dropped on the Moon, the rock accelerates at about  $1.6 \text{ m/s}^2$ . Which figure shows the speed-time graph for the rocks dropped on the Earth and the Moon?

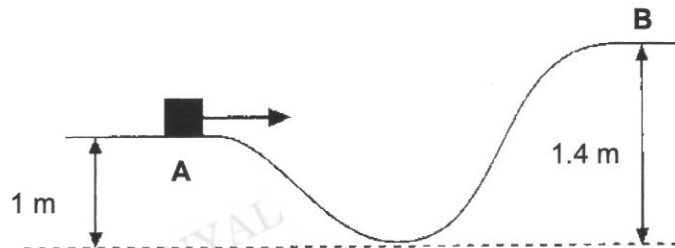


- 7 Two forces of 20 N act on a moving body of mass M. Which diagram would produce a constant velocity for a moving body?



- 8 A small object of mass 2.0 kg moves along a track as shown in the diagram below. The speeds of the object at point **A** and **B** are 4.0 m/s and 1.0 m/s respectively. The length of the track **AB** is 2.5 m. What is the average value of frictional force acting on the object as it is moving from **A** to **B**?

- A** 2.8 N  
**B** 5.6 N  
**C** 11.2 N  
**D** 22.4 N

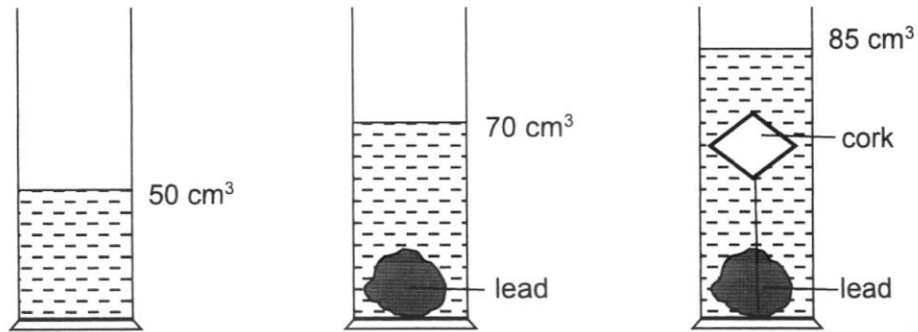


- 9 A body falls freely under the action of gravity. Which statement concerning its energy is/are correct? Assume that air resistance is negligible, \_\_\_\_\_.

- (I) it gains kinetic energy while falling  
 (II) its total energy at any point of the flight is equal to the initial energy at the top of its flight  
 (III) its gravitational potential energy at the end of the flight before it hit the ground is all converted to kinetic energy

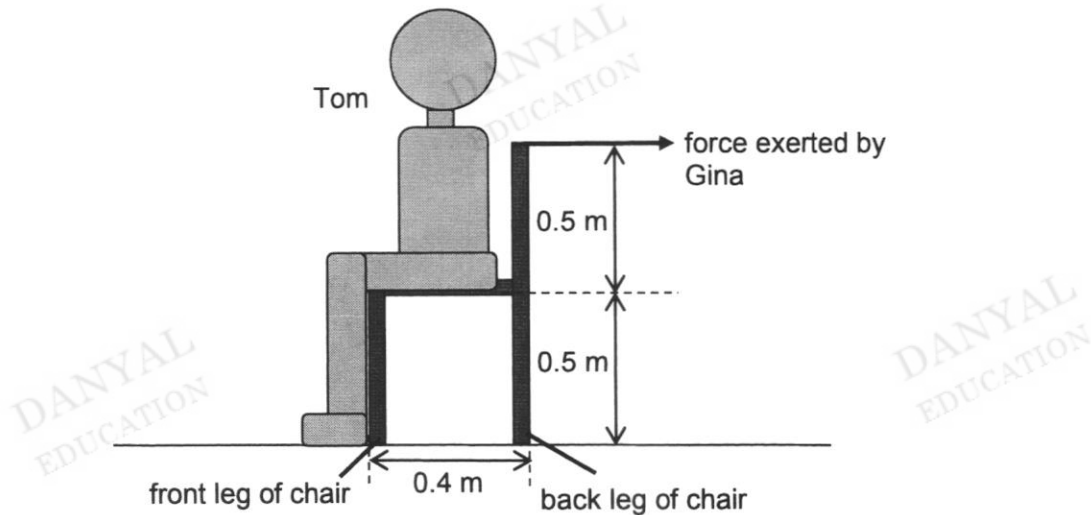
- A** (I) only  
**B** (I) and (III) only  
**C** (II) and (III) only  
**D** (I), (II) and (III)

- 10 An experiment was conducted to find the density of a piece of cork which has a mass of 3.6 g. In order to submerge the cork totally in water, it was tied to a piece of lead which has a mass of 220 g. The water levels for the various stages of the experiment are as shown in the diagram below.



What is the density of the cork in  $\text{g/cm}^3$ ?

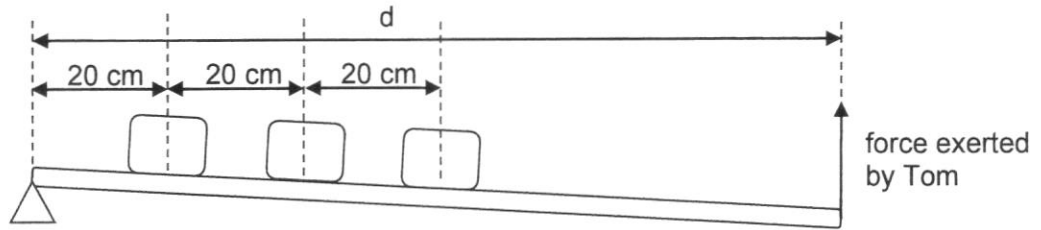
- A 0.10                      B 0.18  
C 0.24                      D 0.50
- 11 Tom sits on a chair and Gina tries to tilt the chair by exerting a force as shown in the diagram.



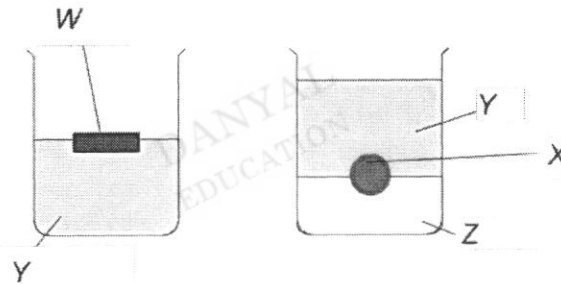
Given that the weights of the chair and Tom are  $30 \text{ N}$  and  $600 \text{ N}$  respectively, and that they act at a distance midway between the front and back legs of the chair, determine the minimum force required by Gina to tilt the chair.

- A 126 N                      B 252 N  
C 504 N                      D 630 N

- 12 Three boxes, each of weight 500 N, are placed on a plank of negligible mass as shown in the diagram. Tom intends to lift the three boxes up by exerting a force at the other end of the plank. If Tom is only capable of exerting a maximum force of 500 N, determine the length of the plank  $d$  required before he is just able to lift the boxes.



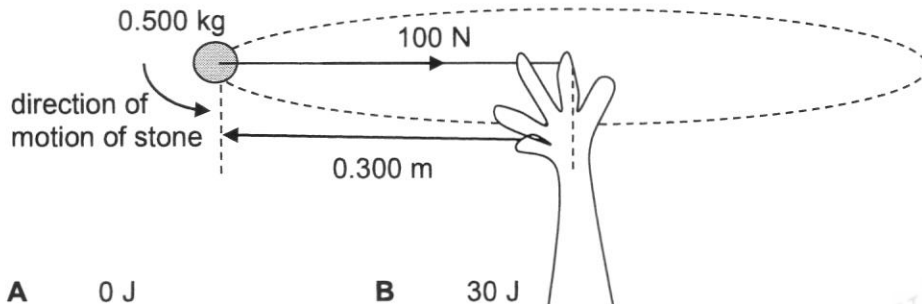
- A 60 cm  
 B 80 cm  
 C 100 cm  
 D 120 cm
- 13 A student assembled the set up below as shown in the diagram using two balls made of different materials  $W$  and  $X$ , and two different liquids  $Y$  and  $Z$ .



Which of the following correctly arranges  $W$ ,  $X$ ,  $Y$  and  $Z$  in descending order of their densities?

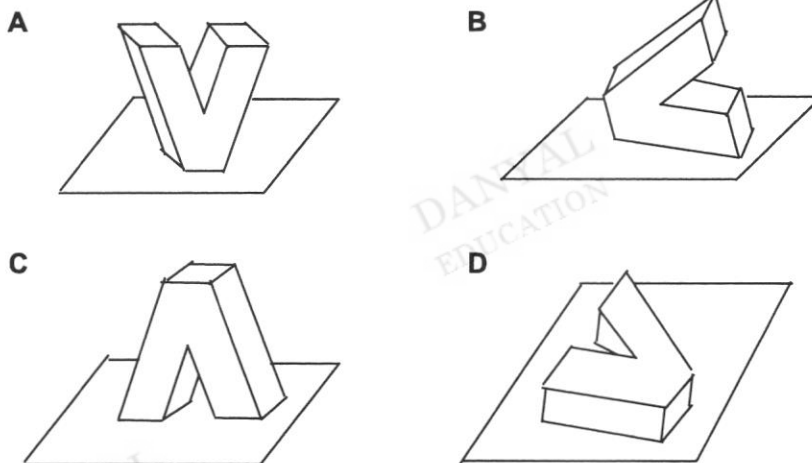
- A  $W, X, Y, Z$   
 B  $W, Y, X, Z$   
 C  $Z, X, Y, W$   
 D  $Z, Y, X, W$

- 14 A 0.500 kg stone tied to a 0.300 m long string is twirled in a horizontal circle as shown in the diagram. The only horizontal force acting on the stone is the 100 N tension by the string. Calculate the work done by this tension. Assume that there is negligible air resistance.



- A 0 J                      B 30 J  
C 50 J                      D 188 J

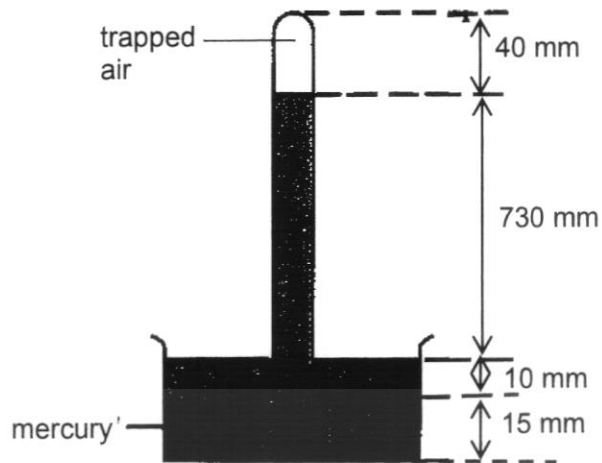
- 15 The diagram below show a V-shaped object placed in different orientation. In which position does the object exert the maximum pressure on the surface it is resting?



- 16 On a cloudy day, a sealed packet of potato chips is taken to the top of a mountain. The packet is found to blow up like a balloon. This could be because \_\_\_\_\_.

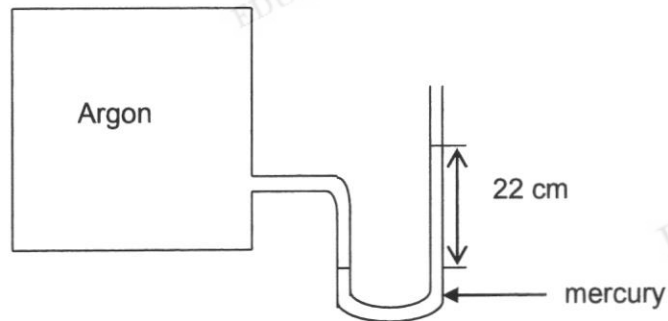
- A the air outside the packet is now hotter than the air inside the packet  
B the air outside is now at a lower pressure than the air inside the packet  
C the ultraviolet radiation has increased  
D the packet has a small hole which allowed air to leak in

- 17 The diagram shows a simple mercury barometer with trapped air. The atmospheric pressure is 760 mmHg.



What is the pressure exerted by the air trapped above the mercury column?

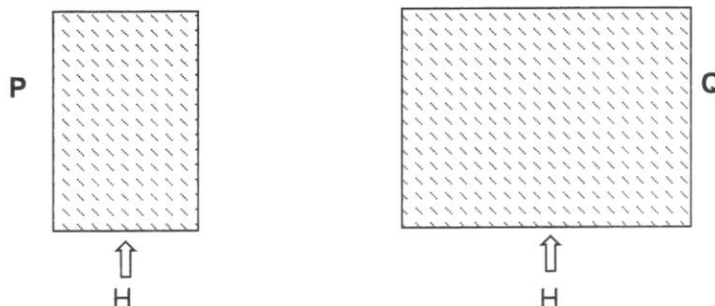
- A** 30 mm Hg  
**B** 40 mm Hg  
**C** 730 mm Hg  
**D** 740 mm Hg
- 18 The diagram shows a manometer connected to a container of argon gas. If the atmospheric pressure is 76 cm Hg, what is the pressure exerted by the argon?



- A** 22 cm Hg  
**B** 54 cm Hg  
**C** 76 cm Hg  
**D** 98 cm Hg

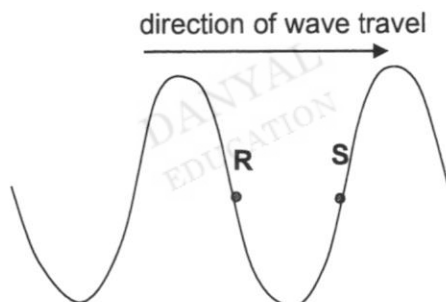


- 22 The diagram shows two blocks of copper, **P** and **Q**. The mass of **P** is half the mass of **Q**. The temperature rise of **Q** is half the temperature rise of **P** when the same amount of heat, **H** is supplied to each block.



Which statement correctly explains the observation?

- A The heat capacity of **P** is half the heat capacity of **Q**.  
 B The heat capacity of **P** is twice the heat capacity of **Q**.  
 C The specific heat capacity of **P** is half the specific heat capacity of **Q**.  
 D The specific heat capacity of **P** is twice the specific heat capacity of **Q**.
- 23 A transverse wave travels steadily from left to right as shown below.



Which of the following concerning the directions of the movement of the particles **R** and **S** is true?

- |          | <b>R</b>     | <b>S</b>     |
|----------|--------------|--------------|
| <b>A</b> | To the right | To the left  |
| <b>B</b> | To the left  | To the right |
| <b>C</b> | Upwards      | Downwards    |
| <b>D</b> | Downwards    | Upwards      |

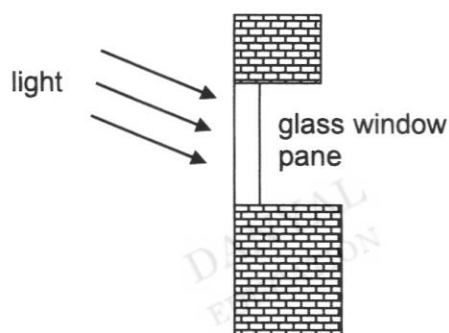
24 An exploding star gives out energy in the form of waves. The waves travel to Earth through space. Which of these waves could not be received from the star?

- |          |                 |          |             |
|----------|-----------------|----------|-------------|
| <b>A</b> | Infra red waves | <b>B</b> | Light waves |
| <b>C</b> | Radio waves     | <b>D</b> | Sound waves |

25 Which of the list shows visible light, ultraviolet rays and infrared rays correctly arranged in the order of increasing frequency?

- |          | Lowest frequency | —————→           | Highest frequency |
|----------|------------------|------------------|-------------------|
| <b>A</b> | visible light    | ultraviolet rays | infrared rays     |
| <b>B</b> | ultraviolet rays | visible light    | infrared rays     |
| <b>C</b> | infrared rays    | visible light    | ultraviolet rays  |
| <b>D</b> | infrared rays    | ultraviolet rays | visible light     |

26 Which of the following does not change as light passes into the glass window pane?

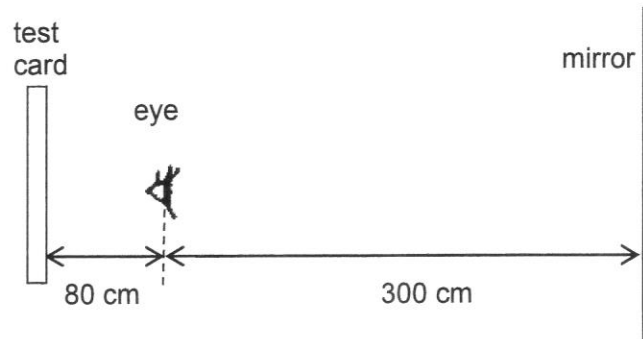


- |          |           |          |            |
|----------|-----------|----------|------------|
| <b>A</b> | velocity  | <b>B</b> | wavelength |
| <b>C</b> | frequency | <b>D</b> | direction  |

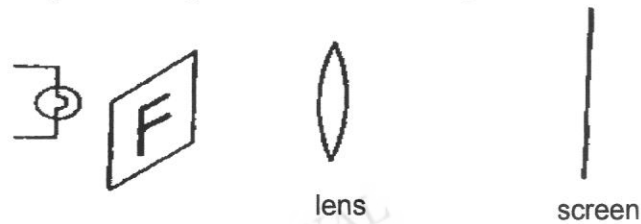
27 Which statement about the evaporation of a liquid is **not** correct?

- A** The average kinetic energy of the molecules in the liquid decreases.
- B** Evaporation takes place at the liquid's surface.
- C** The surface area of the liquid affects the rate of evaporation.
- D** Less energetic molecules escape from the liquid causing the temperature of the liquid to decrease.

- 28 The diagram shows a plane mirror placed at distance of 300 cm in front of the patient. If the optician's test card is fixed at 80 cm behind the eyes of the patient, what is the distance from his eyes to the image of the card?

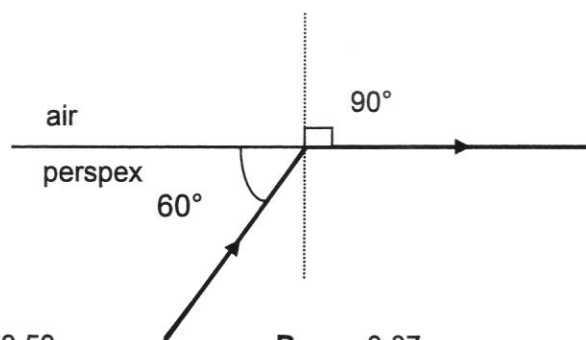


- A 380 cm                      B 300 cm  
 C 760 cm                      D 680 cm
- 29 A transparent sheet with a letter "F" is projected through a convex lens on a translucent screen to give a magnified image as shown in the diagram.



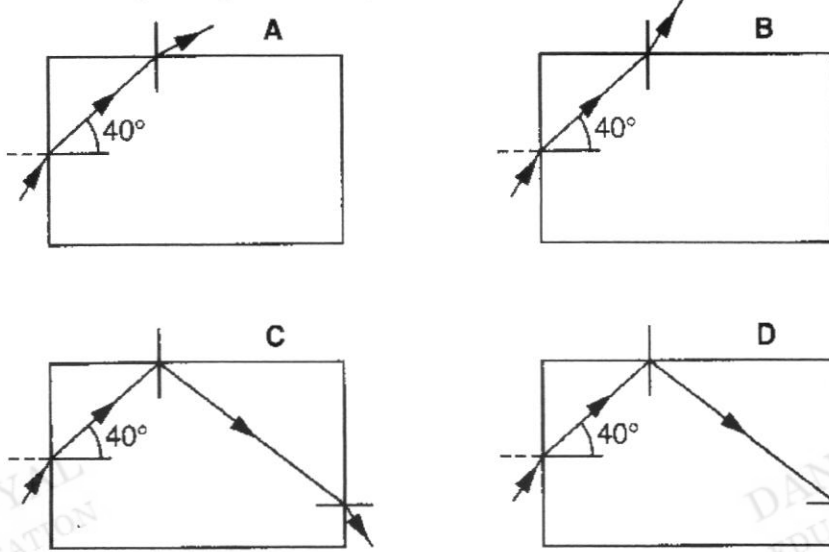
The image observed on the screen will be

- A                      B
- C                      D
- 30 What is the refractive index for the block of perspex shown in the diagram?

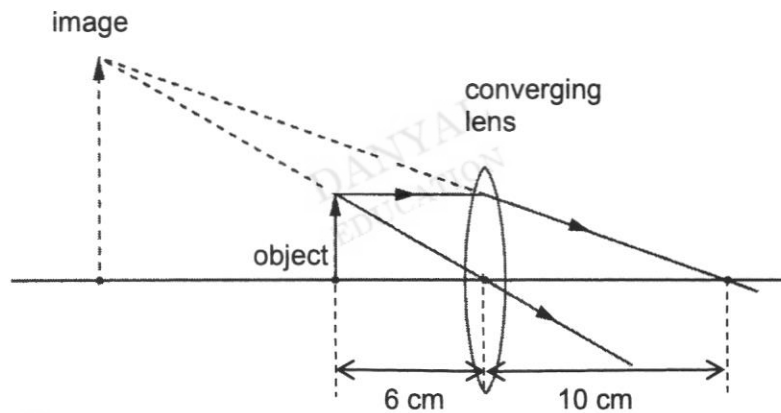


- A 0.50                      B 0.87  
 C 1.15                      D 2.00

- 31 A ray of light is incident on one side of a rectangular glass block, such that the angle of refraction is  $40^\circ$  in the glass. Which diagram correctly shows a possible path of this ray? (The critical angle for glass is  $42^\circ$ )



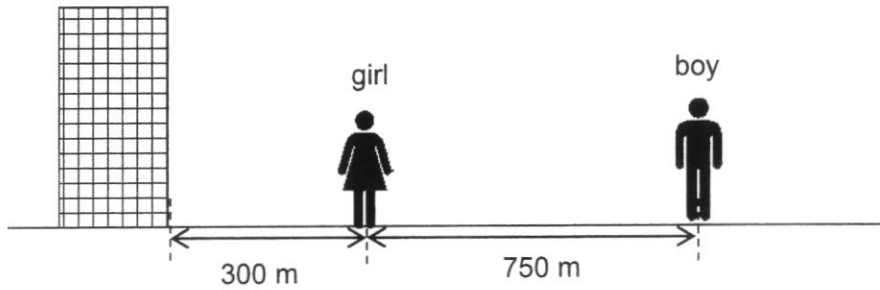
- 32 The diagram shows a converging lens used as a magnifying glass when the object is at 6 cm from the centre of the lens.



How far is the image from the centre of the lens when the object is now placed 20 cm away from the lens?

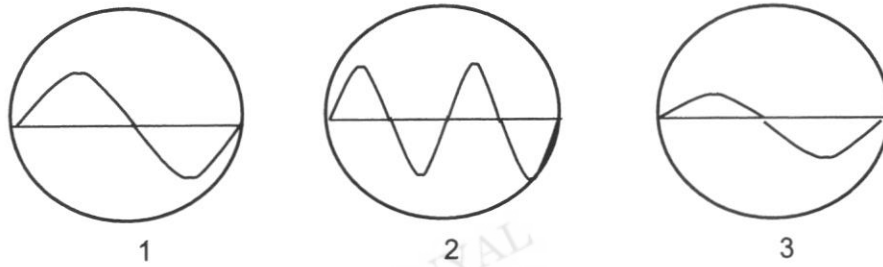
- |          |       |          |       |
|----------|-------|----------|-------|
| <b>A</b> | 20 cm | <b>B</b> | 18 cm |
| <b>C</b> | 12 cm | <b>D</b> | 10 cm |

- 33 A girl standing 300 m in front of a tall building fires a shot with a starting pistol. A boy standing 750 m behind her, hears 2 bangs 2 s apart. What is the speed of sound in air for this case?



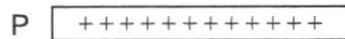
- A 300 m/s                      B 320 m/s  
 C 330 m/s                      D 340 m/s

- 34 Diagrams 1, 2 and 3 represent sound waves displayed on the screen of an oscilloscope.

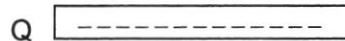


Which diagrams represent sound almost with the same loudness?

- A 1 and 2                      B 1 and 3  
 C 2 and 3                      D 1, 2 and 3
- 35 A negatively charged oil drop stays stationary between two charged metal plates P and Q as shown in the diagram. If the negative charge on the oil drop is reduced, what happens to the oil drop?

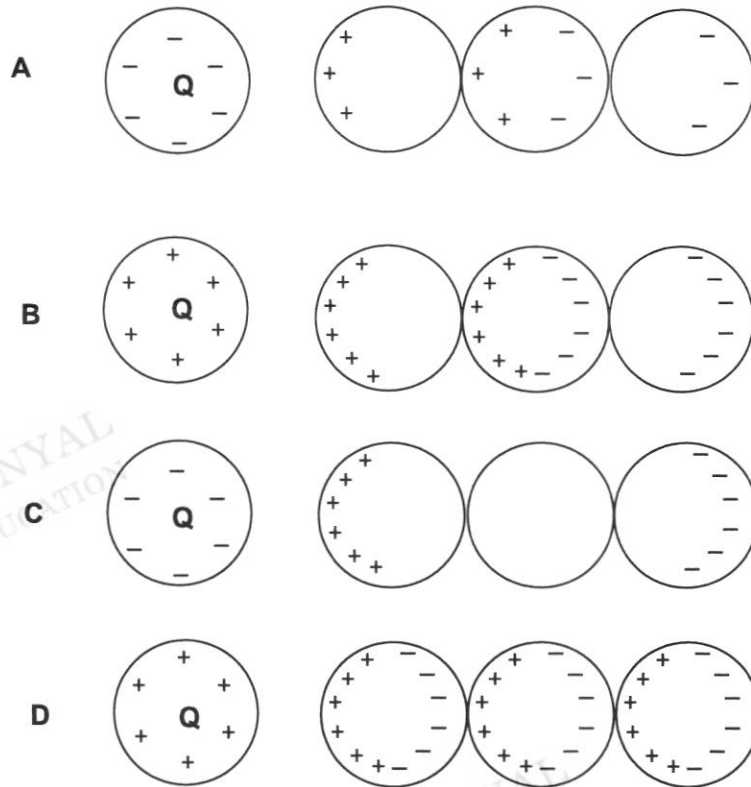


○ — Negatively charged oil drop

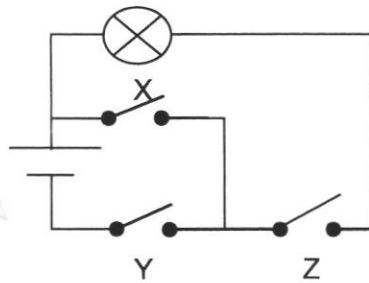


- A It remains stationary.  
 B It moves downwards.  
 C It moves upwards.  
 D It moves horizontally.

- 36 A charged sphere **Q** is brought close to three similar size uncharged metal spheres. Which one of the following diagrams correctly shows the resulting distribution of charges?



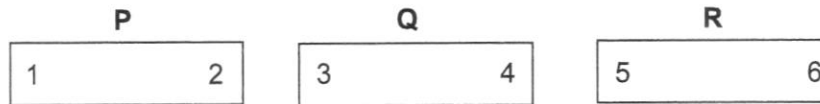
- 37 The diagram shows an electric circuit with all three switches **X**, **Y** and **Z** open.



Which set of change would make the bulb light up?

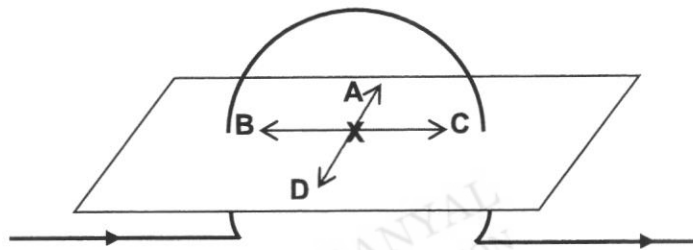
	switch X	switch Y	switch Z
<b>A</b>	closed	open	open
<b>B</b>	closed	open	closed
<b>C</b>	open	closed	open
<b>D</b>	open	closed	closed

- 38 Three metal bars **P**, **Q**, and **R** are identical in size and shape, they are suspected of being magnets. Tests are carried out and it is found that there is attraction between poles 1 and 6, between poles 2 and 4, and between poles 2 and 6. However poles 2 and 3, there is repulsion.

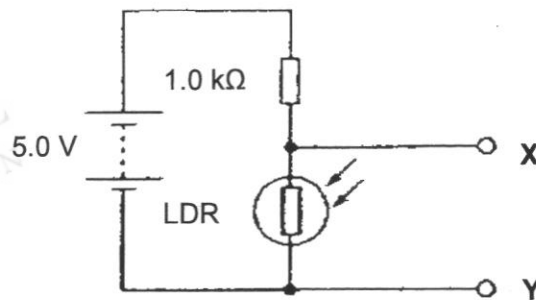


Without making any further tests, which statement is correct?

- A** P and Q are magnets.  
**B** P and R are magnets.  
**C** Poles 2 and 5 would repel one another.  
**D** All three metal bars are magnets.
- 39 A compass is placed at point **X** on the cardboard as shown in the diagram. Which direction does the north pole of the compass needle point towards?



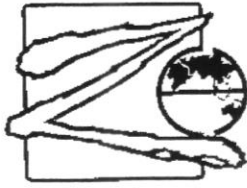
- 40 A potential divider circuit based on a light-dependent resistor (LDR) is shown in the diagram below. The supply **XY** has negligible resistance.



At a particular light intensity, the resistance of the LDR is  $250 \Omega$ . What is the potential difference across the LDR?

- A** 1.0 V                      **B** 1.5 V  
**C** 2.0 V                      **D** 2.5 V

Candidate Name: \_\_\_\_\_ Index No: \_\_\_\_\_ Class: \_\_\_\_\_



**ZHENGHUA SECONDARY SCHOOL  
PRELIMINARY EXAMINATION 2023  
SECONDARY FOUR EXPRESS  
PHYSICS**

6091/02

**Paper 2 Theory**

25 August 2023

Candidates answer on the Question Paper.  
No Additional Materials are required.

1 hour 45 minutes

*Zhenghua Secondary School Zhenghua Secondary School Zhenghua Secondary School Zhenghua Secondary School  
Zhenghua Secondary School Zhenghua Secondary School Zhenghua Secondary School Zhenghua Secondary School  
Zhenghua Secondary School Zhenghua Secondary School Zhenghua Secondary School Zhenghua Secondary School  
Zhenghua Secondary School Zhenghua Secondary School Zhenghua Secondary School Zhenghua Secondary School  
Zhenghua Secondary School Zhenghua Secondary School Zhenghua Secondary School Zhenghua Secondary School*

**READ THESE INSTRUCTIONS FIRST**

Write your index number and name on all the work you hand in.  
Write in dark blue or black pen.  
You may use an HB pencil for any diagrams or graphs.  
Do not use staples, paper clips, glue or correction fluid.

**Section A**Answer **all** questions.**Section B**Answer **all** questions. Question 12 has a choice of parts to answer.

Candidates are reminded that **all** quantitative answers should include appropriate units.  
The use of an approved scientific calculator is expected, where appropriate.  
Candidates are advised to show all their working in a clear and orderly manner, as more marks are awarded for sound use of Physics than for correct answers.

The number of marks is given in brackets [ ] at the end of each question or part question.

The total score for this paper is 80 marks.

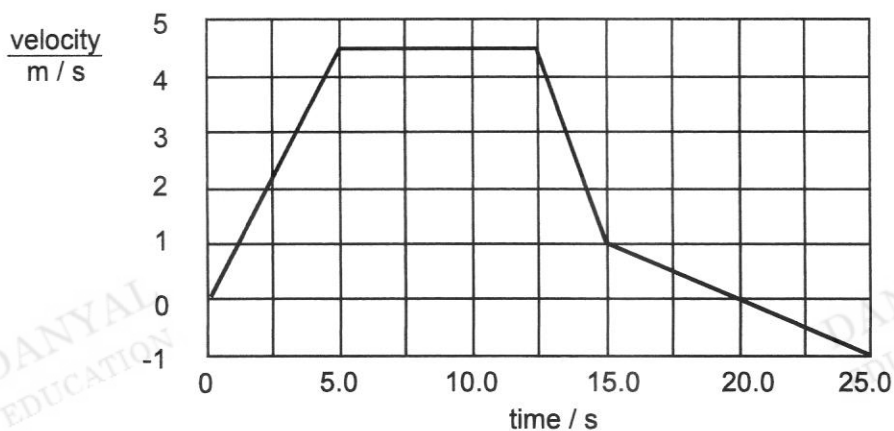
Name of Setter: Mr Andrew Kan

This document consists of **18** printed pages including the cover page.**[Turn over**

**Section A**

Answer **all** the questions in this section.

1 Fig. 1.1 shows how the velocity of a motorcycle varies with time.



**Fig. 1.1**

(a) During which time interval are the forces on the motorcycle balanced?

..... [1]

(b) Explain your answer in (a) using Newton's laws of motion.

.....  
 .....  
 ..... [2]

(c) Determine the average velocity of the motorcycle for the first 12.5 seconds.

average velocity = ..... [1]

(d) Describe the motion of the motorcycle in terms of acceleration in the last 10 seconds of the journey.

.....  
 .....  
 ..... [2]

- 2 Fig. 2.1 shows a block of wood moving at a constant speed down a slope.

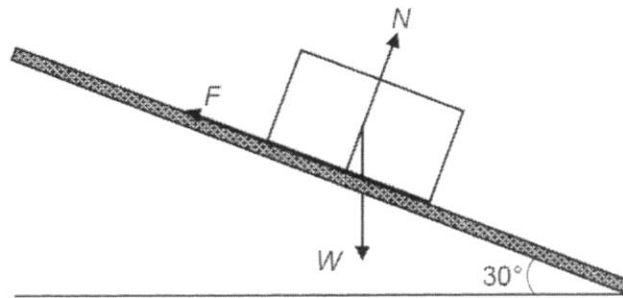


Fig. 2.1

The forces acting on the block are the weight  $W$  of the block, the normal reaction force  $N$  exerted by the slope and the friction  $F$  between the block and the slope.

$F$  is 10.0 N and  $N$  is 17.4 N.

- (a) In the space below, draw a labelled vector diagram to show the resultant of  $F$  and  $N$ .

Determine the size of the resultant force and the direction between the resultant force and the horizontal ground.

resultant force = .....

direction = .....

[3]

(b) State the weight of the block of wood.

weight = ..... [1]

(c) The resultant force in (a) and  $W$  are not a Newton's Third Law action-reaction pair.

Describe the other force that is part of the action-reaction pair with  $W$  and state its direction.

.....  
 .....  
 ..... [2]

- 3 Fig. 3.1 shows the empty container being tilted at an angle  $\theta$ , pivoting at point P. Its centre of gravity, C, is located at half its height from its base. The container is just about to topple.  
 Fig. 3.2 shows a metal weight being placed into the bottom of the container, which is then tilted about P, to the same angle  $\theta$ .

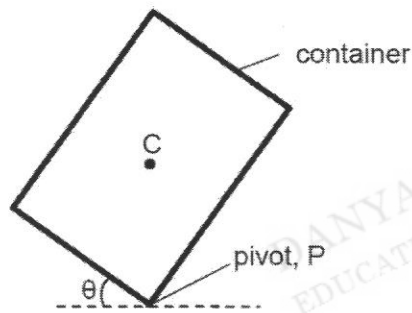


Fig. 3.1

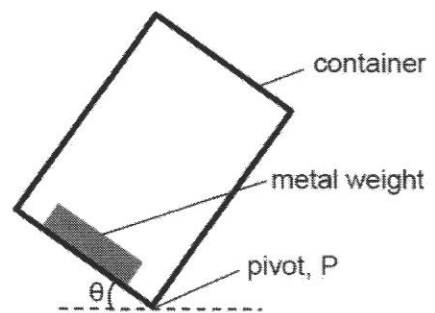


Fig. 3.2

Explain why the container in Fig. 3.2 can now be tilted to a larger angle before it topples.

.....  
 .....  
 .....  
 ..... [2]

4 (a) An illuminated object is placed 30 cm in front of a convex lens and a sharp image is formed on a screen on the other side of the lens. The image is of the same size as the object.

(i) Is the image real or virtual? Explain your answer.

.....  
..... [2]

(ii) Draw a ray diagram to show how the image of the illuminated object is formed. [3]

DANYAL  
EDUCATION

DANYAL  
EDUCATION

(iii) Hence, or otherwise, determine the focal length of the lens.

focal length = ..... [1]

(b) A ray of light in air strikes a liquid surface at an angle of incidence  $30^\circ$ . The angle of refraction is  $22.6^\circ$ .

Given that the speed of light in vacuum is  $3.0 \times 10^8$  m/s, calculate the speed of light as it travels through the liquid

DANYAL  
EDUCATION

DANYAL  
EDUCATION

speed of light = ..... [2]

- 5 Fig. 5.1 shows a filament lamp. As current passes through the thin filament wire, the wire heats up and glows brightly.

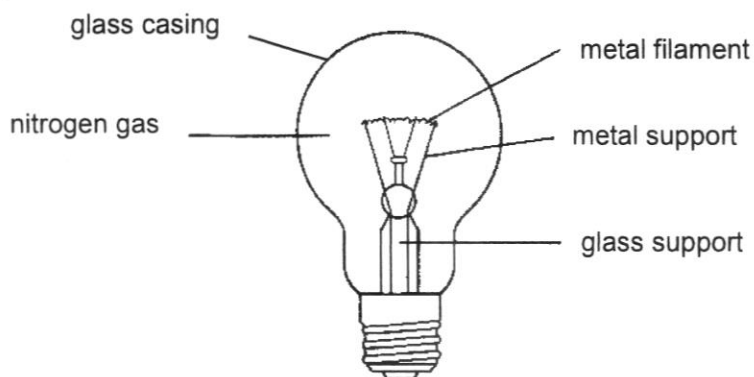


Fig. 5.1

- (a) The glass casing is found to be hot after the lamp is used for several minutes. Briefly explain how heat from the filament wire reaches the glass casing.

.....

.....

.....

.....

..... [3]

- (b) The filament lamp is found to be emitting electromagnetic waves.

- (i) List two such electromagnetic waves emitted by the lamp.

..... [2]

- (ii) State a property of electromagnetic waves that distinguishes them from all other type of waves.

..... [1]

6 Fig. 6.1 shows a torch that does not use batteries.

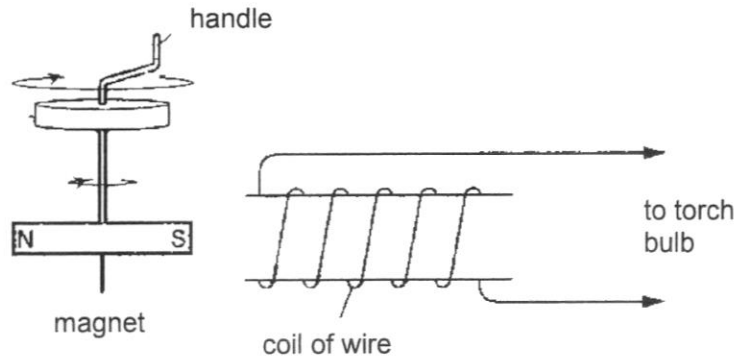


Fig. 6.1

To use the torch, the handle is turned to rotate a magnet near a coil of wire. This will illuminate the torch bulb.

(a) Explain why the torch bulb is illuminated when the magnet rotates.

.....

.....

.....

.....

.....

.....

..... [3]

(b) The magnet takes 0.20 s to make one complete revolution.

Sketch a voltage-time graph on Fig. 6.2 to show how the induced e.m.f varies with time when the magnet is rotated through one revolution.

Label the period of the waveform in Fig. 6.2.




Fig. 6.2

[2]

- (c) State the effects on the amplitude and frequency of the induced e.m.f when the magnet is rotated faster.

Amplitude: .....

Frequency: .....

[2]

- (d) When the handle is turned, a force is induced that acts against the rotation of the magnet. Explain why there is an induced force and how it acts against the rotation of the magnet.

.....  
.....  
.....  
..... [2]

DANYAL  
EDUCATION

DANYAL  
EDUCATION

DANYAL  
EDUCATION

DANYAL  
EDUCATION

DANYAL  
EDUCATION

- 7 Fig. 7.1 shows a table lamp made from plastic. It has only two wires in the cable. The lamp has a power rating of 100 W and is used on a 230 V supply.

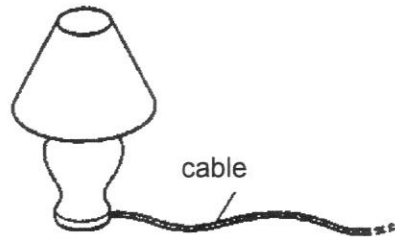


Fig. 7.1

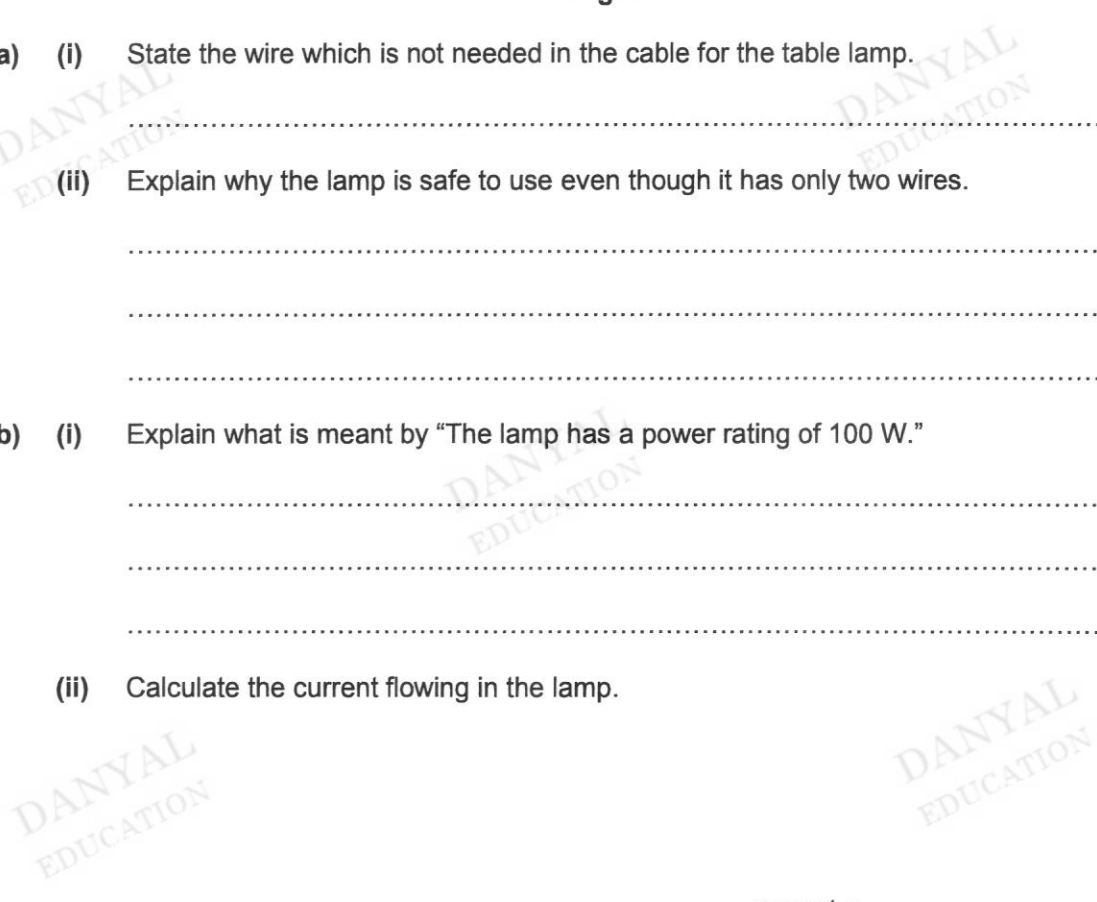
(a) (i) State the wire which is not needed in the cable for the table lamp.  
 ..... [1]

(ii) Explain why the lamp is safe to use even though it has only two wires.  
 .....  
 .....  
 ..... [2]

(b) (i) Explain what is meant by "The lamp has a power rating of 100 W."  
 .....  
 ..... [1]

(ii) Calculate the current flowing in the lamp.  
 .....  
 ..... [1]

(iii) Hence or otherwise, suggest a value of the fuse rating that should be used in the plug for this table lamp.  
 ..... [1]



- 8 Fig. 8.1 shows a simple experimental set-up to study the motion of a motor. AB and CD are solenoids connected to a battery. F and G are connected to an external d.c. voltage supply.

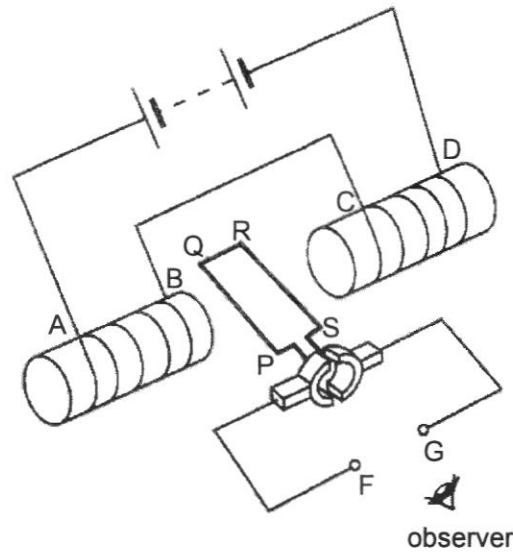


Fig. 8.1

- (a) State the polarity of the solenoids
- (i) at B .....[1]
- (ii) at C .....[1]
- (b) If the direction of rotation of the coil PQRS as seen by the observer is in the clockwise direction, state whether F or G is connected to a positive terminal.  
 ..... [1]
- (c) Suggest two ways that can be done to have the coil PQRS turn in the anti-clockwise direction.  
 .....  
 .....  
 ..... [2]
- (d) The coil rotates continuously when the split-ring commutator is used. Explain why.  
 .....  
 .....  
 .....  
 ..... [2]

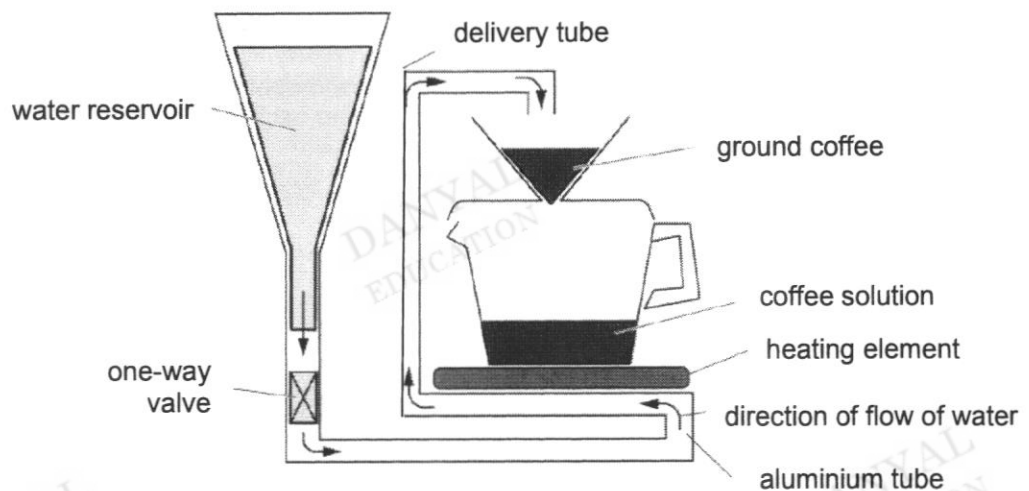
**Section B**

Answer **all** the questions in this section.

Answer only one of the two alternative questions in **Question 12**.

**9** A cross-section of a coffee-maker is shown in Fig 9.1. The working principles of the coffee maker are described below.

1. When you pour in cold water, it flows from the reservoir through the hole to the one-way valve.
2. Then the water flows through the one-way valve, into the aluminium tube in the heating element and then partially up through the aluminium tube. This all happens naturally because of gravity.
3. When you turn on the switch, the heating element starts heating the aluminium tube and eventually the water in the tube boils.
4. Steam bubbles upwards in the delivery tube during boiling. The delivery tube is small enough, and the bubbles are big enough that a column of water can ride upward on top of the bubbles.
5. As steam rises to the top, it condenses into water that cooled to a temperature less than boiling point of water. This is when it drips out of the machine and onto the ground coffee.
6. The hot water flows through the ground coffee beans, picking up their oil essence on the way down into the coffee pot.



**Fig. 9.1**

**(a)** Describe, using kinetic model of matter, how the aluminium tube get heated quickly by the heating element.

.....

.....

.....

.....

.....

.....

.....

- (b) The specifications of the coffee maker are shown in Table 9.2

**Table 9.2**

Voltage	230V
Current	9 A
Specific heat capacity of water	4200 J/kg°C
Specific latent heat of vaporisation of water	2260 000 J/kg
Initial temperature of water in the water reservoir	30°C
Boiling point of water	100°C
Temperature of water as it drips over the ground coffee	93°C

- (i) Calculate the power rating of the heating element.

power rating = ..... [1]

- (ii) By considering the energy provided in one second for the heating element to boil the water in the aluminium tube, calculate the estimated mass of water flowing in the aluminium tube in one second.

mass of water flowing in one second = ..... [3]





- (ii) When sphere P is earthed, 20 C of charges flow to the sphere in 25 s.  
 Calculate the current flowing in the earth wire.

current = ..... [2]

11 Fig. 11.1 shows a circuit breaker that could be used in domestic circuits.

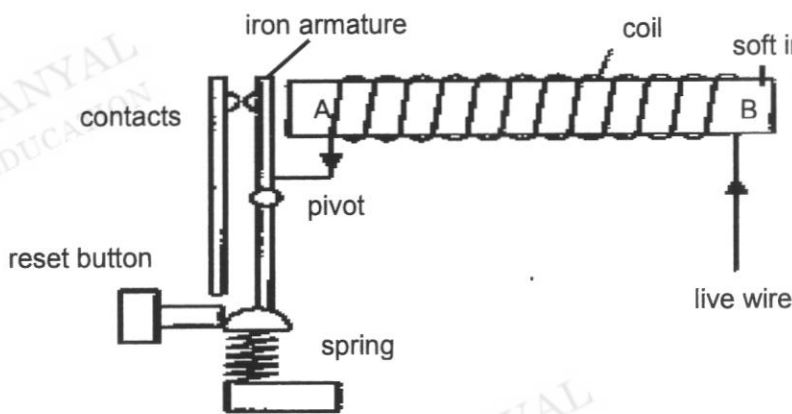


Fig. 11.1

Explain how the circuit breaker operates as a safety feature when the current flowing through its coil exceeds a certain value.

.....

.....

.....

.....

.....

.....

..... [3]

12 EITHER

Fig. 12.1 shows a regular hexagonal glass piece of refractive index 1.42. A ray of light enters the glass piece at side AB, at an angle parallel to its top surface.

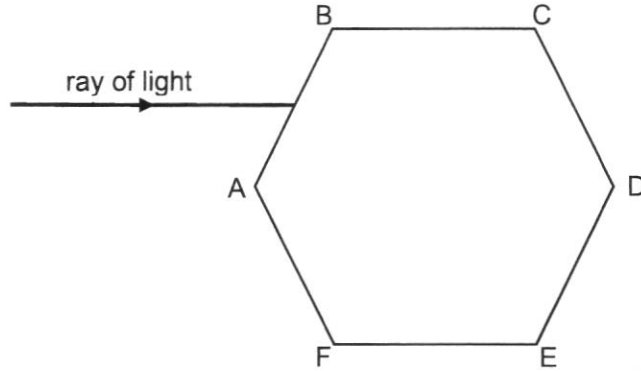


Fig. 12.1 (not to scale)

- (a) Determine  
 (i) the critical angle of the glass,

critical angle = ..... [2]

- (ii) the angle of refraction of the ray of light at side AB.

angle of refraction = ..... [2]

- (b) Given that the ray of light continues to travel and meet side CD at an incident angle of  $39.4^\circ$ , on Fig. 12.1, complete the path of the ray of light after it meets side CD. [2]

- (c) (i) State two conditions of total internal reflection.

.....  
 .....  
 ..... [2]

- (ii) Explain if the light ray undergoes total internal reflection in the glass piece.

.....  
 .....  
 ..... [2]

12 OR

Fig. 12.2 shows how electrical power is transmitted from a power station to different users via high voltage transmission wires.

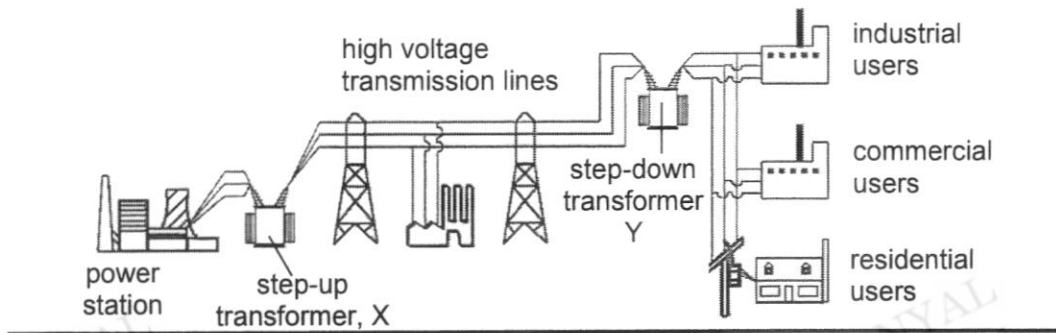


Fig. 12.2

Fig. 12.3 shows a simplified version of the transformers, X and Y, involved.

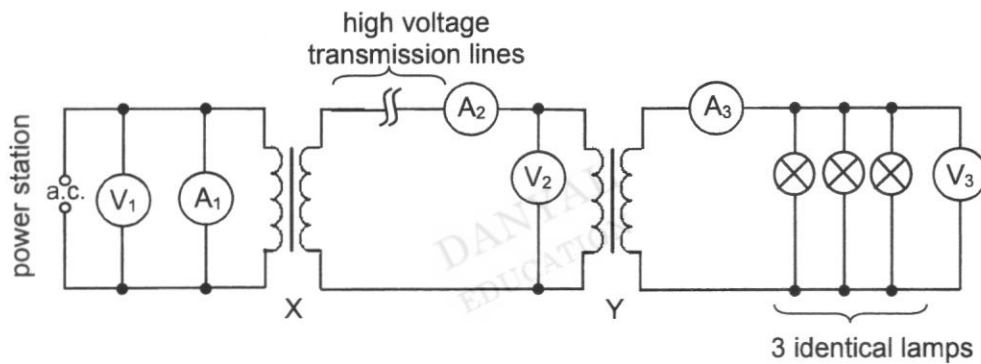


Fig. 12.3

The electrical power runs three identical lamps, each of rating "240 V, 60 W", in the residential household. Transformers X and Y are considered to be ideal and all the three lamps are operating normally.

(a) All the three lamps are switched on. Determine the current flowing through each lamp.

current = ..... [2]

- (b) (i) Transformer Y has 4000 turns in the primary coil and 50 turns in the secondary coil. The voltage in the secondary coil is 240 V. Assuming the transformer is 100 % efficient, calculate the reading in voltmeter  $V_2$ .

voltage = ..... [2]

- (ii) Explain how a current in the primary coil produces an output voltage in the secondary coil.

DANYAL  
EDUCATION

DANYAL  
EDUCATION

.....  
..... [1]

- (iii) State the purpose of the soft-iron core.

.....  
..... [1]

- (c) In reality, there is loss of power in the transmission and distribution of electricity from power stations to households and industries. The high voltage transmission wire has a resistance of  $20 \Omega$ . The reading in ammeter  $A_2$  is 9.4 mA.

- (i) Determine the power loss in the transmission wire.

DANYAL  
EDUCATION

DANYAL  
EDUCATION

power loss = ..... [2]

- (ii) State two way of reducing power loss due to Joule heating when transmitting electrical power.

.....  
.....  
.....  
..... [2]



## ZHENGHUA SECONDARY SCHOOL

Secondary 4 Express

Pure(Physics)

Preliminary Examinations 2023

6091/01

August 2023

Marking Scheme

1	A	11	A	21	D	31	C
2	B	12	D	22	A	32	A
3	C	13	C	23	C	33	A
4	B	14	A	24	D	34	A
5	A	15	A	25	C	35	B
6	D	16	B	26	C	36	C
7	B	17	A	27	D	37	D
8	A	18	D	28	D	38	A
9	D	19	C	29	C	39	A
10	C	20	C	30	D	40	A

DANYAL  
EDUCATION

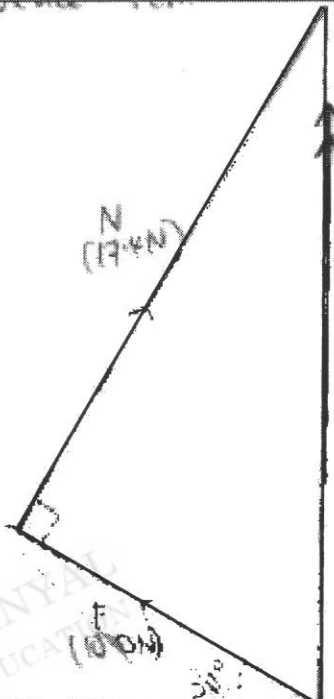
DANYAL  
EDUCATION

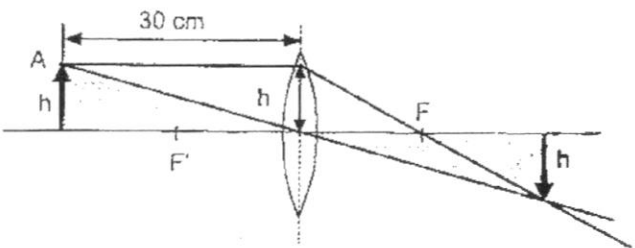
DANYAL  
EDUCATION

ZHENGHUA SECONDARY SCHOOL  
PRELIMINARY EXAMINATION 2023  
SEC 4E PURE PHYSICS 6091 PAPER 2

MARKING SCHEME

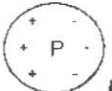
Paper 2 Section A [50 marks]

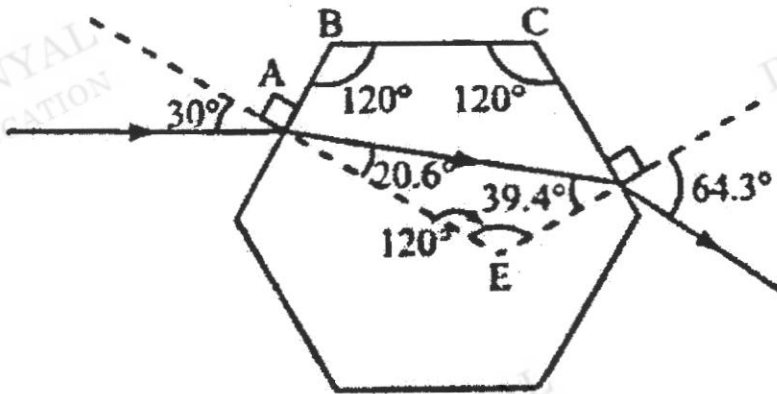
1a	From $t=5s$ to $t=12.5s$	[1]
1b	Motorcycle is moving at <u>zero acceleration</u> . Based on $N2L/F=ma$ , the net force acting on it is <u>zero</u> , and the forces are balanced. (rejected: constant velocity, lack accuracy for $F=ma$ concept)	[1] [1]
1c	Ave velocity = total displacement/time = $(0.5 \times 5 \times 4.5 + 4.5 \times 7.5) / 12.5$ = 3.6 m/s	[1]
1d	constant deceleration from $t=15s$ to $t=20s$ , then constant acceleration in negative direction from $t=20s$ to $t=25s$ (precision of time segment, accuracy of deceleration and negative acceleration)	[1] [1]
2a	 <ul style="list-style-type: none"> <li>- Correct drawing of vectors 400 N (F) and 600 N (N) with direction [1]</li> <li>- Correct drawing of resultant force with direction (18N – 22N) [1]</li> <li>- Direction of resultant force <math>90^\circ</math> to to the ground [1]</li> </ul> <p>Deduct 1 mark for no labels / wrong labels</p>	[3]
(b)	20.0N <i>Allow ecf from (a)</i>	[1]
(c)	Force by the block of wood on Earth. Acting upwards	[2]
		total [6]
3	When the metal weight is added, the <b>overall/new CG</b> of the object is <b>further to the left of the pivot</b> . The object needs to be tilted to a larger angle before the line of action of the CG is beyond the base and produces a moment that causes it to topple over	[1] [1]
		total [2]

4(a) i	The image is <b>real</b> as it is <b>formed on a screen</b> on the other side of the lens.	[1] [1]
4(a) ii	 <p>- ray passing through optical centre with direction [1] - ray parallel to principal axis and pass through focal point with direction [1] - correct drawing of image [1]</p>	[3]
4(a) iii	From the figure, focal length is found to be 15 cm.	[1]
4(b)	$n = \frac{\sin 30^\circ}{\sin 22.6^\circ}$ $= 1.30$ $1.30 = \frac{3.0 \times 10^8}{\text{speed}}$ $\text{speed} = 2.31 \times 10^8 \text{ m/s}$	[1] [1]
	total	[8]
5a	The glass casing gains heat by infrared radiation from the filament wire.  The filament wire heats up the nitrogen gas, which expands and rises due to it becoming less dense. The cooler surrounding gas cools, forming convection currents.  The hot gas in contact with the glass casing heats it up by conduction.	[1] [1] [1]
5bi	Visible light and infrared radiation	[2]
5bii	Travel at speed of light ( $3 \times 10^8$ m/s)/ do not require a medium to propagate.	[1]
	total	[6]
6a	When the <b>magnet rotates, there is a change in magnetic flux linkage</b> in the coil.  Using <b>Faraday's Law</b> , there will be an <b>induced emf in the coil and hence an induced current flows in the coil.</b>	[1] [1] [1]
6b	correct shape (zero voltage at first position, sine graph) correct periodic time (0.20 s)	[1] [1]
6c	Larger amplitude Higher frequency	[1] [1]
d	The interaction of the magnetic field of the induced current and the magnet will induce the force (or the induced current in the coil will set up a magnetic field that will exert a force on the magnet).  The direction of the induced force will oppose rotation of the magnet in accordance to Lenz's Law (a like pole will be induced when the magnet is moving towards the coil and an unlike pole will be induced when the magnet is moving away from it).	[1] [1]
	total	[9]

7ai	Earth wire	[1]
7aii	The lamp is doubly insulated. The cable is insulated from the internal components of the lamp, and the casing of the lamp is made of plastic, which is an insulator.  OR The cable has a layer of insulation and the casing of the lamp is made of plastic, which is an insulator.	[1] [1]
7bi	The lamp converts electrical energy to heat and light energy at a rate of 100 J per second	[1]
7bii	$I = P/V$ $= 100/230$ $= 0.435 \text{ A (3 s.f.)}$	[1]
7biii	Fuse rating = 1 A	[1]
	total	[6]
8ai	B is north pole.	[1]
8aii	C is south pole.	[1]
8b	G is connected to the positive terminal.	[1]
8c	1. reverse the terminals/polarities of the battery connected to A and D 2. wind the solenoids differently to give a S pole at B and N pole at C 3. reverse the terminals/polarities of dc supply connected to F and G  Any correct 2 ways – 1 mark each ecf from 8ai, 8aii & 8b Reject swap/flip solenoids / battery	[2]
8d	The split-ring commutator reverses the direction of the current in the coil every half a revolution. By Fleming's Left Hand Rule, an upward force always acts on the side of the coil next to the N-pole and a downward force always acts on the side of the coil next to the S-pole.  This allows the coil to rotate continuously in one direction.  (Accept direction of force acting on each side of the coil PQ and RS to reverse every half a revolution)	[1] [1]
	total	[7]

**Paper 2 Section B [30 marks + 10 marks]**

9a	The internal average KE of the particles at hot end of aluminium tube increases and vibrate more vigorously. The free moving electrons from the warmer region gain kinetic energy and move to the cooler region at greater speeds.  They collide into their neighbour and pass on the energy making them vibrate more vigorously.	[1] [1]
9b i	$P=IV$ $P=9 \times 230 = 2070 \text{ W}$	[1]
9b ii	In 1s, E for warming water = $mc\theta$ $= m (4200) (100-30)$ $= 294\,000 \text{ m}$  E for boiling water = $ml_v$ $= 2\,260\,000 \text{ m}$  Total energy = $2\,554\,000 \text{ m}$  $E = Pt$ $2554000 \text{ m} = 2070 \times 1\text{s}$ $m = 0.000810 \text{ kg}$	[1] [1] [1]
9c	<b>Y expands more</b> than X and bends upwards when temperature is too high. This <b>creates a break in the circuit</b> / open circuit where the heating element will stop heating, thus temperature will lower.	[1] [1]
	total	[8]
10ai	 no of -ve = no of +ve	[1]
ii	The law of electrostatics states that like charges repel and unlike charges attract.  Since the negatively charged region in sphere P is nearer to sphere Q,  the force of attraction is greater than the force of repulsion with the positively charged region of (at the left side of) sphere P, resulting in an overall force of attraction to sphere Q.	[1] [1] [1]
bi	The electrons in P will be attracted by the positive charged Q. They will move into Q until both spheres are equally positive charged. P swings away from Q because like charges repel.	[1] [1] [1]
bii	current = $Q / t$ $= 20 \text{ C} / 25 \text{ s}$ $= 0.80\text{A}$	[1] [1]
	total	[8]
11	When there is a surge in current due to an electrical fault, current flows into the coil, and it induces a stronger magnetic force. <u>The iron piece/armature</u> is attracted to it. This <u>breaks the contact</u> and stops current from flowing.	[1] [1] [1]
	total	[3]

EITHER		
12ai	$\text{sinc} = \frac{1}{n}$ $= \frac{1}{1.42}$ <p>Critical angle = 44.8°</p>	<p>[1]</p> <p>[1]</p>
12aii	$n = \frac{\sin i}{\sin r}$ $\sin r = \frac{\sin (120-90)^\circ}{1.42}$ $= 20.6^\circ$	<p>[1]</p> <p>[1]</p>
12b	 <p>- marking 39.4° to normal at face CD          - continuing ray out of CD and away from normal (angle not required)</p>	<p>[1]</p> <p>[1]</p>
12ci	<p>Light ray is travelling from a region of higher optical density to a region of lower optical density.          The angle of incidence is greater than the critical angle.</p>	<p>[1]</p> <p>[1]</p>
12c	<p>No,          since the angle of incidence on the other side of the glass piece is less than the critical angle, the light ray does not undergo total internal reflection</p>	<p>[1]</p> <p>[1]</p>
total		<p>[10]</p>

<b>OR</b>		
<b>12a</b>	$I = \frac{P}{V} = \frac{60}{240}$ $= 0.25 \text{ A}$	[1] [1]
<b>12bi</b>	<p>Since <math>\frac{V_s}{V_p} = \frac{N_s}{N_p}</math>,</p> $\frac{240}{V_2} = \frac{50}{4000} \quad [1]$ $\therefore V_2 = \frac{240 \times 4000}{50}$ $V = 19200 \text{ V} \quad [1]$	[1] [1]
<b>12bii</b>	The alternating current in primary coil sets up a <u>changing magnetic flux linking the secondary coil</u> . This induces an e.m.f. in the secondary coil.	[1]
<b>12biii</b>	Soft iron is used to <u>ensure a better magnetic flux linkage</u> between the primary coil and secondary coil / <u>concentrates the magnetic field lines</u> as they are directed to the secondary coil.	[1]
<b>12ci</b>	$I_2 = 9.4 \text{ mA} = 9.4 \times 10^{-3} \text{ A}$ $P = I^2 R = (9.4 \times 10^{-3})^2 \times 20$ $= 0.00177 \text{ W (3 sf)}$	[1] [1]
<b>12cii</b>	Use thicker transmission wires/larger cross section area. Transmit at high voltage.	[1] [1]
	total	[10]